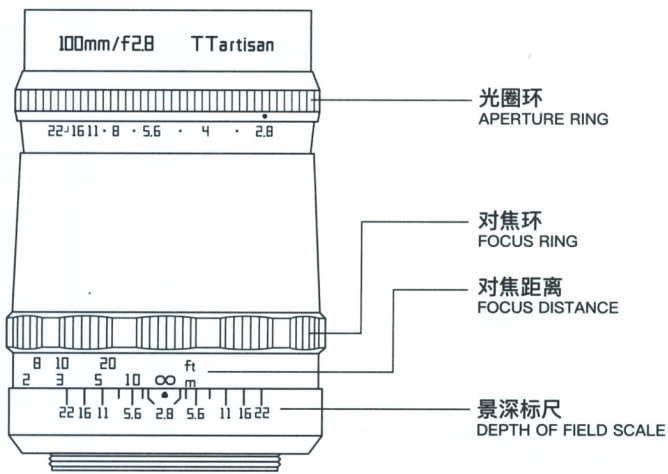


# 产品手册

User manuals

## 100mm F2.8

01



02

### 镜头参数

### LENS SPECIFICATION

焦距	100mm	Focal length	100mm
最大光圈	F2.8	Maximum aperture	F2.8
最小光圈	F22	Minimum aperture	F22
画幅	全画幅	Frame	Full Frame
对焦方式	手动	Focus method	Manual
滤镜尺寸	49mm	focal length	49mm
最近对焦距离	0.9m	Closest focusing distance	0.9m
视角	24°	Angle of view	24°
光圈叶片	13片	Diaphragm blades	13pcs
光学结构	3组3片	Optical design	3 Elements in 3 Groups
卡口	M42/M	Lens mount	M42/M
重量	307~380g (约)	Weight	Around 307~380g


### 安装镜头 INSTALL THE LENS

把镜头卡口上的圆点对准相机上的圆点，然后顺时针转动镜头，听到“嗒”的声音代表镜头已安装到位。

※安装镜头时请勿按相机上的镜头释放按钮

Align the dots on the lens mount with the dots on the camera, and then turn the lens clockwise. When you hear a "click" sound, it means that the lens is in place.

※do not press the lens release button on the camera when installing the lens.



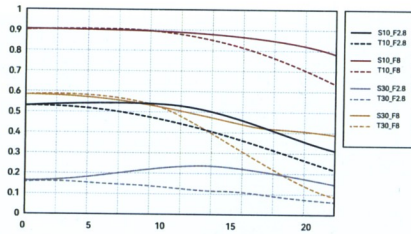
### 卸载镜头 UNINSTALL THE LENS

按下相机镜头释放的按钮，然后逆时针转动镜头即可取出。

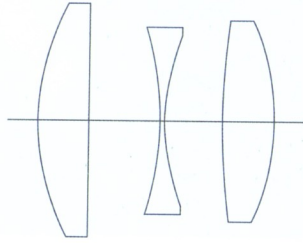
Press the release button, and then turn the lens counterclockwise to remove it.



### MTF图 MODULATION TRANSFER FUNCTION



### 光学结构图 OPTICAL DESIGN



### ⚠️ 安全提示

请勿将镜头或相机对着太阳及其他强光源，以免损伤眼睛。

贮存镜头的环境应避免阳光直射，以免光线汇聚引发火灾。

请勿将镜头放置于儿童易触及的地方，防止不可估量的危险。

### ⚠️ WARNING

Do not point the lens or camera directly at the sun or other strong light sources to avoid eye damage.

The storage environment of the lens should be kept away from direct sunlight, so as not to converge and heat to cause a fire.

Do not place the lens in a place where children can reach it to prevent immeasurable danger.

### 使用小贴士

请在干燥环境下贮存镜头，避免受潮发霉，以免影响成像。

本产品不具有防水功能，使用过程应避免水源。

镜头清洁时，请先用气吹几下镜片表面，再用干净、柔软镜头布/纸轻轻擦拭。

### TIPS

Please store the lens in a dry environment to avoid moisture and mold, which may affect the image quality.

This product does not have a waterproof function, so avoid water sources during use.

When cleaning the lens, please blow the surface of the lens several times with air blower, and then gently wipe with a clean, soft lens cloth/paper.

以座右铭·匠心永隽

The Thinking Artisan