

**Canon**

# EOS 630

**FASTER AUTOFOCUS WITH NEW  
INTEGRATED PROGRAM CAMERA CONTROL**








**CREATE GREAT PHOTOS EVERY TIME  
WITH FASTER AUTOFOCUS, VERSATILE AE  
AND NEW PROGRAMMED IMAGE CONTROL**





## **AUTOFOCUS SYSTEMS**

The EOS 630 expands the limits of autofocus technology with a new autofocus system that targets your subject almost twice as fast as other EOS models. And *Focus Prediction* ensures sharp shots of high-speed action—even when it's coming right at you.

## **PROGRAMMED IMAGE CONTROL**

Canon's revolutionary PIC (Programmed Image Control) system takes you a step beyond autofocus and auto exposure by integrating all important automatic camera functions—exposure, metering, focus and film transport—into seven preset shooting modes. Once you decide the effect, the camera automatically sets these functions to expertly capture images ranging from portraits to sports.

## **CUSTOM FUNCTION CONTROL**

Personalize basic camera operations with Canon's Custom Function Control and take great photos the way you want to. You can customize up to seven camera functions.

## **BUILT-IN MOTOR DRIVE**

Shoot up to five frames per second with a powerful built-in motor drive. You get professional-level speed to capture every instant in sequence.

## **DUAL METERING SYSTEMS**

Respond to the light effectively in every photo situation with a choice of two metering systems. Use Evaluative Metering for worry-free operation, or select Partial Metering for targeted light analysis.

## **EXTENDED EXPOSURE CONTROL**

Follow your ideas for every subject with a choice of five exposure modes, supported by creative Auto Exposure Bracketing, Multiple Exposure and Variable Program Shift functions.


## **COMPLETE LENS AND ACCESSORY SYSTEM**

Make your photographic ideas a reality with Canon's complete EOS camera system. Choose from a full line of interchangeable EF lenses, flashes and other accessories.



# AUTOFOCUS

The EOS 630 autofocus system focuses on your image quickly and accurately. Built-in features include Servo and One-shot autofocus modes, as well as fully manual focus control. Convenient and precise, EOS autofocus puts your attention where it belongs—on your subject.



## SET YOUR IMAGINATION FREE WITH FASTER, MORE ACCURATE AUTOFOCUS

Experience the freedom of fast and convenient autofocus with the EOS 630. Now it's faster and more accurate than ever, so you'll see great moments zip into focus, rather than pass by in a blur.

The EOS autofocus system delivers optimal speed and precision through a





unique lens-integral design. This places the focus drive motors in the lens—rather than the camera body—so that every lens gets the ideal amount of focus drive power


Thanks to more responsive circuitry and a new high-speed central processing unit in the camera body, the EOS 630 focuses nearly twice as fast as other EOS models.

### **CAPTURE EVERY INSTANT AT UP TO FIVE FRAMES PER SECOND**

The EOS 630's completely automatic film handling system centers around a built-in motor drive with professional-level power

Shoot up to five frames per second in the drive's Continuous mode and catch every change of expression in your subject's face. Or record an instant-by-instant sequence of fast-breaking events.

When you're in the Single-Frame mode, the motor drive leaves you free to concentrate on your subject by automatically advancing the film.






## **SERVO AF WITH FOCUS PREDICTION MEETS THE ACTION HEAD-ON**

Choose the EOS 630's Servo AF mode to track fast action as it happens.

In the Servo AF mode, autofocus continuously adjusts as your subject moves. Just push the shutter button halfway and follow the action.

Now you get even better servo AF results with a new level of performance: **FOCUS PREDICTION**. This automatically anticipates the movement of fast subjects for all servo AF shots.

Whenever your subject approaches or draws away from the camera, Focus Prediction drives the autofocus system from the instant you press the shutter button right up to the moment of exposure. That extra accuracy means that you'll get razor-sharp images for even high-speed subjects approaching the camera head-on.








**ONE-SHOT AF GIVES YOU TOTAL COMPOSITION CONTROL**

Make the One-shot autofocus mode your partner for a fresh outlook on every subject. It handles a variety of subjects easily and accurately.

You get total composition control

because One-shot AF locks focus once the image is sharp. That means you're free to recompose and place your subject anywhere in the frame.

One-shot AF is ideal for candid shots, travel photos and more. You can also use it to stop ultrafast-action subjects as they cross a preset focus zone.



**AUTOFOCUS BY THE LIGHT OF A SINGLE FLAME**

At EV1 (the light of a single candle), even if you can't see well enough to focus, EOS autofocus can. Now you can discover a whole new world of low-light photo possibilities.

EOS owes this remarkable sensitivity to Canon's innovative BASIS (Base-Stored Image Sensor) device. BASIS actually amplifies existing light readings for accurate autofocus that keeps you shooting when other photographers need to turn on the lights.



# PROGRAMMED IMAGE CONTROL

The EOS 630 will change the way you think about full-auto photography. With the revolutionary PIC (Programmed Image Control) system, you're free to enjoy full-auto shooting that's convenient *and* creative. The camera program automatically selects all the elements that go into a perfect shot.


You choose from seven preset modes. Each offers a unique combination of autofocus, auto exposure, light metering, and film transport settings to capture every subject with expert results.



## P1: STANDARD

The EOS 630's PIC (Programmed Image Control) system starts with the Standard setting.

You'll want to use **Standard** to cover typical subjects quickly and conveniently. It programs the camera



## P2: QUICKSHOT

Shift to setting number 2, **Quickshot**, for children, pets and other lively subjects. You're supported by the same exposure and metering systems as in **Standard**, but Servo AF and Continuous mode motor drive help you keep up with all of your subject's action.



to use the One-shot AF Intelligent Program AE, 6-Zone Evaluative Metering, and Single-Frame film advance systems that usually give the best results for general photography.

Change to a new setting when you have a specific vision of what you want

to accomplish. It's easy to do. Simply turn the Electronic Input Dial to a new Programmed Image Control selection while holding down the Mode button.








### P3: LANDSCAPE

With Landscape, you record the sights at your own pace with One-shot AF and Single-Frame film advance. The exposure program favors small apertures so you get sufficient depth of field to put the entire view into sharp focus—just the way it appears to the human eye.



### P4: SPORTS

Shift to Sports for fast-moving targets. athletes, race cars, or even wildlife. Servo AF Continuous mode motor drive, and an exposure program that's biased to faster shutter speeds help you keep pace with all the action.





## P5: PORTRAIT

In Portrait, large apertures are favored to emphasize your subject with a shallow zone of focus that blurs distracting backgrounds. One-shot AF lets you recompose for off-center subjects and Continuous mode motor drive keeps you on top of even fleeting changes of expression.




## P6: CLOSE-UP

Close-Up uses the camera's Partial Metering system for precise exposure control. An exposure program that favors small apertures compensates for the shallow depth of field that comes with working up close.

## P7: INDOOR

Choose Indoor to cover parties, gatherings, or any subject inside. Use it with an EOS Speedlite for well-balanced photographs with bright backgrounds. If you prefer naturally lit indoor scenes, the exposure program automatically selects the highest shutter speed possible to prevent camera shake.



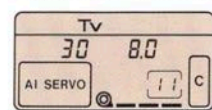


# EXPOSURE

With five ways to control exposure, your imagination is the only limit on the photos you can take with the EOS 630. Choose fully programmed automatic operation, give yourself complete independence, or pick among the many versatile steps in between—Shutter-priority AE, Aperture-priority AE, Depth-of-Field AE, or Intelligent Program AE with Variable Program Shift.



## SHUTTER-PRIORITY AE



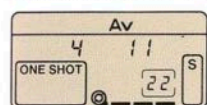
In the Shutter-priority AE mode, the camera automatically matches your shutter-speed decision with the proper aperture.

Select a fast shutter speed—up to 1/2000 of a second—to eliminate camera shake or to stop sports and other action subjects. Or try a slow shutter speed for creative blurring effects.





### APERTURE-PRIORITY AE



Select Aperture-priority AE when you want control over depth of field.

Open the lens up to a large aperture for a shallow zone of focus that emphasizes your main subject. Or, stop it down to a small aperture for a deep zone of focus that pulls in the entire

picture frame sharp and clear


You can preview the focus zone in every shot through the Depth-of-Field Check button. Once you're satisfied with the aperture, the camera automatically selects a shutter speed that will give the proper exposure.

### MANUAL EXPOSURE

Take complete control over exposure by setting the aperture and shutter speed yourself with the manual exposure function.

Exposure selections conveniently appear in the viewfinder and display panel. LED lamps indicate whether the setting is overexposed, underexposed, or right on target.





**DEPTH-OF-FIELD AE: THE EASY WAY TO KEEP YOUR SUBJECT IN PERSPECTIVE**

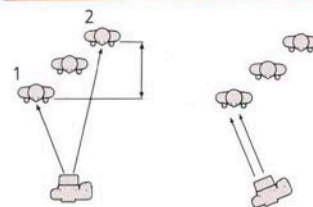
A handy Depth-of-Field AE mode lets you decide where every photo's zone of focus will begin and end. It's as easy as aiming the camera.

The mode works through the camera's autofocus and auto exposure systems. You simply aim the camera at the nearest point of focus and press the shutter button. Then point at the farthest point of focus and press the

shutter button again.

Now you're ready to reframe and shoot. The camera's computer automatically sets an aperture and focus point to put everything between the two selected points in sharp focus.

Use Depth-of-Field AE with a group shot to keep all your subjects in focus. Use it with a landscape to capture the whole vista sharp and clear. Or set a shallow zone that isolates your main subject against an intentionally blurred background.



-0.5 steps of compensation applied



Standard metered value



+0.5 steps of compensation applied




**AUTOMATIC EXPOSURE BRACKETING**

Automatic Exposure Bracketing covers the same scene with three frames shot at three different expo-

sures—one under, one over, and one at standard metered value. You can intentionally vary the amount of under- and over-exposure by up to five steps in 1/2 step increments.





## INTELLIGENT PROGRAM AE THAT SHIFTS WITH YOUR NEEDS

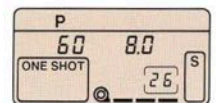
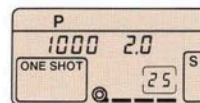

With the EOS 630's Intelligent Program AE mode, you'll experience convenient and easy automatic exposure that's more accurate and creative than ever before.

Conventional program AE modes automatically select a combination of aperture and shutter speeds that give you an acceptable exposure. *Intelligent* Program AE goes a step further by automatically adjusting the program to suit the lens on your camera—

responding even to changes in the focal length of a zoom.

Now, creative photographers can alter the AE program with a special Variable Program Shift function. Bias the program to slow-shutter speeds and small apertures to create dramatic blurred-motion shots or to keep backgrounds in sharp focus.

Shift the program to favor fast-shutter speeds and large apertures to stop motion without blur or to intentionally soften a background through shallow depth of field



## MULTIPLE EXPOSURES

The multiple exposure function lets you record up to nine images on a single frame without troublesome film transport manipulation. Use it to show progressive action or to create a special mood.

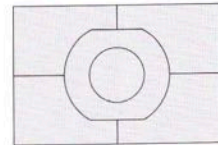


# METERING

With dual metering systems, you can read the light in the entire picture frame or in only a tiny part of the image.

The EOS 6-Zone Evaluative Metering system provides a worry-free approach to exposure control. This computer-guided system of light analysis delivers optimal exposures in any light.

With the Partial Metering system, you can restrict light readings to a 6.5% area of the viewfinder image for precise lighting control.



Six metering zones


## **6-ZONE EVALUATIVE METERING: YOUR IN-CAMERA "SPECIALIST" FOR TOUGH LIGHTING DECISIONS**

An accurate light metering system can make the difference between a good photo and a great one. But while conventional light metering systems usually work fine in normal light, they often can't perform when conditions are unusual. As a result, they deliver disappointing prints of potentially striking images.

Canon's 6-Zone Evaluative Metering system changes all that by building expert light analysis right into







the camera. It instantly evaluates brightness and contrast to deliver the best possible exposure.

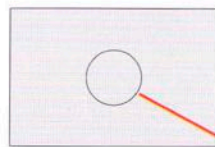
The system first reads the light in your entire picture frame by analyzing six separate areas of the viewfinder image. Information from these readings goes directly into the main body computer where it's compared with

data drawn from thousands of photographic examples.

Newly improved for the EOS 630, 6-Zone Evaluative Metering features 1/4 step exposure compensation increments and an improved algorithm of exposure data. You get well-balanced images, no matter what kind of light you're shooting in.



With conventional metering



Partial metering mark


### **PARTIAL METERING FOR PINPOINT EXPOSURE CONTROL**

Override the 6-Zone Evaluative Metering system with the Partial Metering system when you need more

control over exposure readings.

The Partial Metering system confines light analysis to a circular area that comprises only 6.5% of the viewfinder image. It offers pinpoint accuracy for metering highlights, shadows, and other critical exposure areas.

Used with exposure compensation, Partial Metering lets you precisely control the area of light analysis for creative high-key or low-key effects.



With conventional metering



# CUSTOM FUNCTION CONTROL

Canon's new Custom Function Control lets you program the camera to operate the way that *you* want it to. Now you can tailor seven basic camera functions to suit your shooting style or your subject choice.

## CAMERA SYSTEMS THAT YOU CAN CHANGE AT WILL

With the new Custom Function Control, you can set your EOS 630 to operate just as you like. It actually reprograms the camera to your choice of alternatives for seven basic camera operations.

For instance, turn the camera-shake warning beeper off and cancel automatic film rewind when shooting in museums or other quiet areas. Or,

activate autofocus with the partial metering button instead of the shutter button. This separates focus and metering operations for convenient focus lock shooting.

If you often "push" your film speed, cancel automatic DX-coded film speed setting.

If you plan to reload a partially shot roll of film—or want to wind film directly off the cartridge during development—program the camera to leave

the film leader outside the cartridge.

If it suits your hand better you can reprogram the camera's manual exposure system to use different controls. Or when using USM lenses, you can set the AF system to allow manual focus adjustments for professional-level handling.

The Custom Function Control system is easily set by pressing the film winding mode selector and the battery check button.

CUSTOM FUNCTION CONTROL CHART

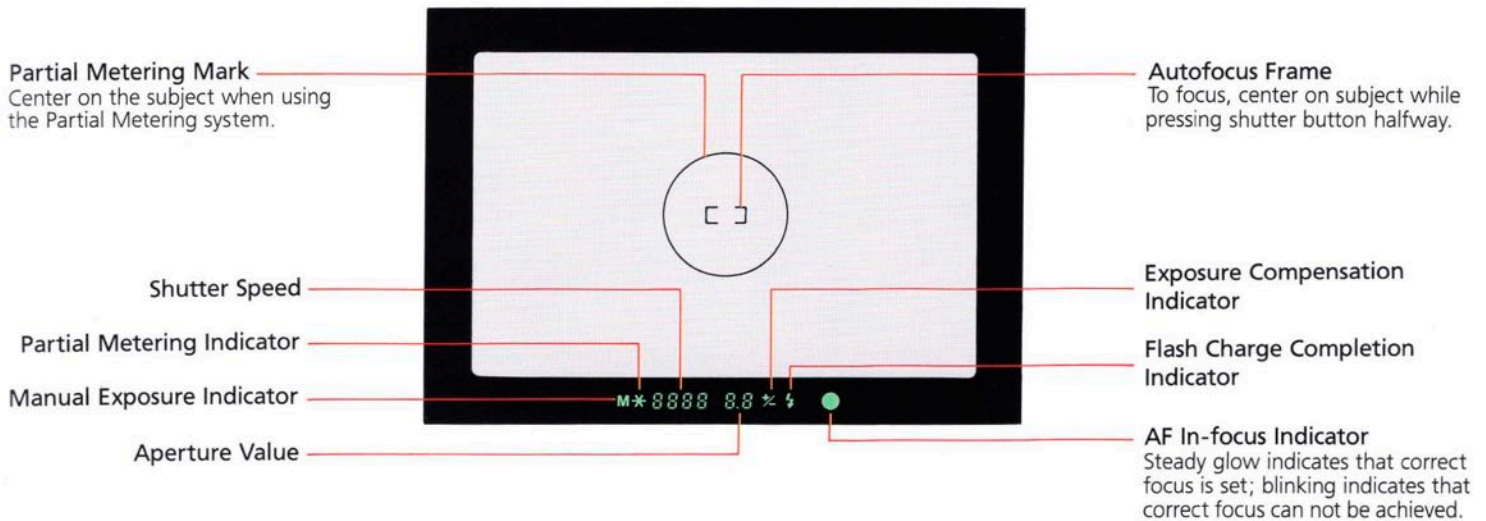
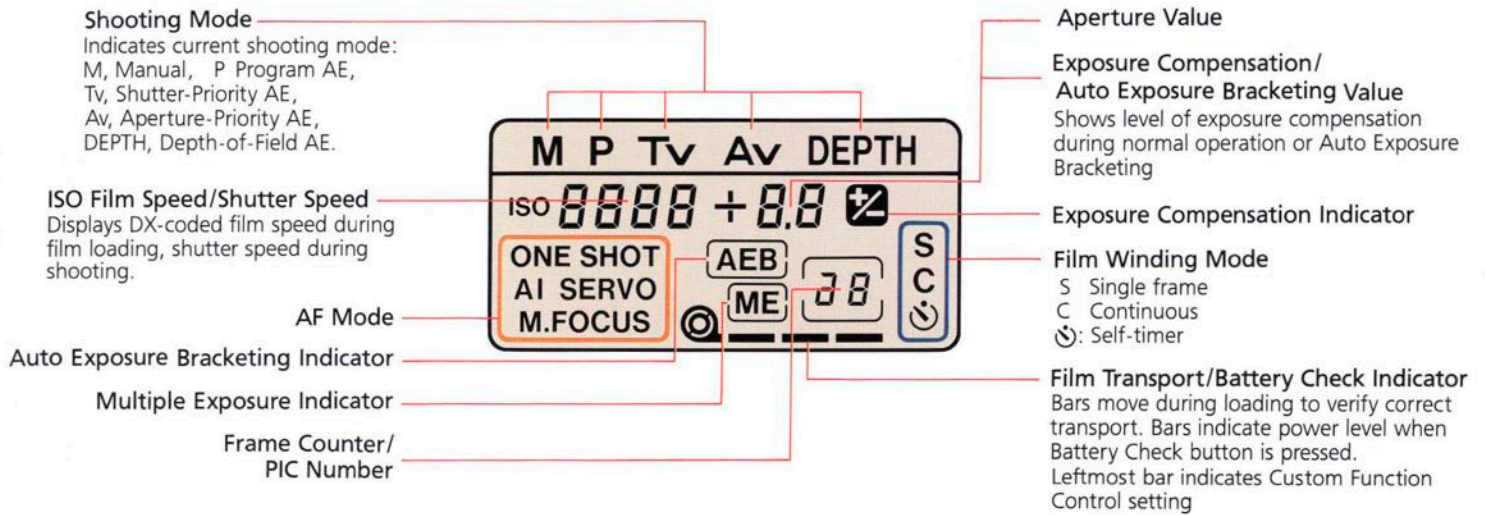
Control		User-selected Operation	Normal Operation
1	Film rewind cancellation	Cancels automatic film rewind function	Film rewind starts automatically at end of roll
2	Film leader out	Leaves film leader outside the cartridge	Film leader completely rewound into cartridge
3	Film speed set	Cancels automatic DX-coded film speed setting	Film speed set by camera according to DX-code
4	Autofocus operation	Activates autofocus by pressing partial metering button	Autofocus starts by pressing shutter button halfway
5	Manual exposure operation	Aperture	Set by manual aperture set button or EL button with electronic input dial
		Shutter speed	Set by electronic input dial operation only
6	Camera shake warning tone cancellation	Turns off camera-shake warning tone	Tone sounds automatically with main switch at "□" or "⊙"
7	Manual focus operation	Allows manual focus adjustment after autofocus for USM lenses	Manual focus adjustment possible by setting focus mode switch on USM lenses

The control number appears in the display panel. Set control combinations as desired.



# INFORMATION


The EOS 630 puts the shooting information you need exactly where you need it—right before your eyes. Focus, exposure, flash charging, and more are all clearly indicated in the viewfinder





# FLASH

The EOS autoflash system makes it easy to control the light. Any dedicated Canon Speedlite automatically adjusts from a strong burst of light for night-time scenes to gentle illumination for daytime fill-in flash effects.



## **AUTOFLASH: A BRILLIANT CHOICE FOR NIGHT OR DAY**

Attach a Canon Speedlite to the EOS 630 and experience a new standard for accurate and convenient flash photography. The system handles any shot—from total darkness to daylight shadow control—with automatic ease.

With the EOS 630's Advanced TTL (Through the Lens) metering mode, a near-infrared preflash actually ranges the distance to your subject before the main flash fires. The camera's flash program AE mode then uses this measurement and a brightness reading of the image to set the proper aperture and shutter speed.

When used during the day, A-TTL metering automatically adjusts to balance illumination between your





Fill-in flash

subject and the background. Soft flash lighting fills in harsh shadows for a natural and pleasing effect.

You can also use A-TTL metering with the Aperture- or Shutter-priority AE mode for creative control over depth of field or subject movement.


All EOS 630 compatible Speedlites feature a built-in AF auxiliary light that permits autofocus in complete darkness. And quick recharging (about one second) keeps you on top of all the action.

Moreover, the 420EZ and 300EZ Speedlites feature an internal auto zoom that automatically adjusts flash angle coverage to match changes in the focal length of a zoom lens. And an adjustable swivel head on the 420EZ lets you "bounce" the flash for even, natural indoor lighting effects.




Indoor bounce flash





### **SLOW-SYNC FLASH**


Bring out all the details of a dark background with the slow-sync flash function. The slow-sync flash automatically balances the flash exposure of your subject with an ambient-light background exposure for natural and attractive results.



Second-curtain sync

### **SECOND-CURTAIN SYNC**

Set the 300EZ or 420EZ Speedlites to fire just before the second shutter curtain begins running for creative flash effects. Used with a moving subject at slower shutter speeds, this technique creates a trailing stream of available light.



First-curtain sync



### **STROBOSCOPIC FLASH**

Create dramatic images with the stroboscopic flash function on the 420EZ. You can set the flash to fire from one to five bursts of light per second to break progressive action down into separate stages of movement.





420EZ



300EZ



ML-3

### Speedlite 420EZ/300EZ

- AF auxiliary light permits positive autofocus even in total darkness.
- Advanced TTL auto-flash system provides fully automatic flash control from ordinary flash photography to fill-in lighting.
- Rapid-fire function, charging time less than 1.5 sec. with 420EZ or 1 sec. with 300EZ.
- Auto Internal Zoom mechanism instantly matches flash coverage to the focal length of the lens in use.
- Second-curtain sync. for special effect after-images.

#### For 420EZ only

- Stroboscopic flash effects with continuous firing at up to 5 flashes per second.
- Bounce mechanism swings upward 90° right 90° or left 180°
- LCD panel with Electro-Luminescence Illumination.

#### Guide number

(at ISO 100 with 35 mm flash head setting)

420EZ: 100-ft/30-m

300EZ: 83-ft/25-m

#### Battery life

(in A-TTL mode)

Battery	Number of Flashes
AA-size alkaline batteries	420EZ: approx. 700 300EZ: approx. 1500
AA-size Ni-Cd batteries	420EZ: approx. 300 300EZ: approx. 650

#### Dimensions.

420EZ: 2-15/16" (W) × 4-13/16" (H) × 4-3/16" (D)

(75 × 122 × 106 mm)

300EZ: 2-5/8" (W) × 3-1/2" (H) × 3-15/16" (D)

(66 × 89 × 100.5 mm)

#### Weight.

420EZ: 12.4 oz. (350g) without batteries

15.9 oz. (450g) with batteries

300EZ: 7.6 oz. (215g) without batteries

11 1 oz. (315g) with batteries



420EZ's swivel flash head

### Macro Ring Lite ML-3

Pick the Macro Ring Lite ML-3 for close-up photography. It provides gentle illumination for macro shots of insects, flowers, or intricate subject detail.

The ML-3 features two flash tubes mounted in a ring that can be fired together for balanced subject illumination, or separately to create dramatic shadows and a sense of depth.

- Ring-shaped flash for macro photography (range: 0.78 in. to 13 ft./20 mm to 4 m)
- AF auxiliary light permits positive autofocus even in total darkness (20 cm to 1 m).
- TTL auto-flash system provides fully automatic flash control from ordinary flash photography to fill-in lighting.

#### Flash output:

Two tubes can be fired separately or together

#### Guide number

36-ft/11-m at ISO 100

#### Battery life

(in TTL mode)

Battery	Number of Flashes
AA-size alkaline batteries	approx. 1000
AA-size Ni-Cd batteries	approx. 450

#### Dimensions

Control Unit: 2-15/16" (W) × 2-3/8" (H) × 4-3/16" (D)

(74 × 60.5 × 106.5 mm)

Flash Unit: 4-3/16" (W) × 4-13/16" (H) × 15/16" (D)

106 × 123 × 24.5 mm)

#### Weight:

Control Unit: 7.9 oz. (225g) without batteries

Flash Unit: 4.9 oz. (140g)

All data are based on Canon's Standard Test Method. Subject to change without notice.



# LENSES

Canon's complete system of EF lenses equips you to handle any photo situation with confidence. A full line of wide-angle, telephoto, zoom, macro, and specialized lenses are available.

High-torque arc form drive (AFD) motors power the autofocus systems of most EF lenses. Canon's exclusive ultrasonic motor (USM) provides virtually noiseless autofocus drive power for selected "L" series lenses.



## THE EF LENS SYSTEM: BROAD ENOUGH TO MEET EVERY VISION

Canon's extensive EF lens system gives you ample room to explore one of the greatest advantages of a 35mm SLR camera—the ability to put a range of interchangeable lenses to work in your photography.

Superior optics and advanced Canon technology make each EF lens a brilliant example of the leading edge of lens design and performance. They capture your images with contrast, color reproduction and balance that matches what you saw in the viewfinder.

On-board computers in every EF lens ensure that the main body computer has the proper information to deliver every shot. All data exchange takes place through Canon's fully-electronic EF lens mount for high-speed, high-accuracy information transfer.






Telephoto

Each EF lens also features completely electronic aperture control through an Electro-Magnetic Diaphragm (EMD). This provides fast, precise response and one-touch depth of field preview.

EF "A" series lenses are designed exclusively for convenient autofocus operation and feature no manual focusing controls. "L" series lenses feature ultra-low dispersion (UD) optics or glass-molded aspherical elements to provide high contrast, superior resolution, and flare-free images.

Macro (with Life-Size Converter)



AFD (Arc Form Drive)




EMD (Electro-Magnetic Diaphragm)



USM (Ultrasonic Motor)





Softfocus



Fish-eye

## CHANGE THE WAY YOU SEE THE WORLD

Explore Canon's full line of EF lenses for a new look at the world of photography.



Select a wide-angle lens for travel, landscape, or detail photography. A 24mm wide-angle lens, for instance, provides a wider field of view than a standard 50mm lens, so you can see more of the scene.

Telephoto lenses feature a narrow field of view that brings distant subjects closer to fill the frame and isolate foreground from background.


Select a zoom lens to get a range of focal lengths in one handy tool.

Zoom lenses let you crop any photo in the camera by varying the focal length. Every EF zoom lens except the EF 100-200mm f/4.5A also lets you explore close-up photography with macro capabilities.

Specialty lenses include a Compact-Macro 50mm lens, a 135mm lens with softfocus, and a 15mm Fish-eye lens that provides a 180° diagonal field of view.







## EF LENS LINEUP

Lens	Focus Drive		Angle of View	Construction	Minimum Aperture	Closest Focusing Distance		Filter Size (mm)	Length		Weight	
	AFD	USM				(ft.)	(m)		(in.)	(mm)	(oz.)	(g)
1 Fish-eye EF 15mm f/2.8	•		180°	7-8	22	0.7	0.2	Filter Holder	2-7/16	62.2	11.6	330
2 EF 24mm f/2.8	•		84°	10-10	22	0.9	0.25	58	1-15/16	48.5	9.5	270
3 EF 28mm f/2.8	•		75°	5-5	22	1	0.3	52	1-11/16	42.5	6.5	185
4 EF 50mm f/1.8	•		46°	5-6	22	1.5	0.45	52	1-11/16	42.5	6.7	190
5 Compact-Macro EF 50mm f/2.5	•		46°	8-9	32	0.749	0.228	52	2-1/2	63	9.9	280
6 Softfocus EF 135mm f/2.8	•		18°	6-7	32	4.5	1.3	52	3-7/8	98.4	13.8	390
7 EF 200mm f/1.8L (Ultrasonic)		•	12°	10-12	22	8.2	2.5	48 (drop-in type)	8-3/16	208	6.6 lb.	3,000
8 EF 300mm f/2.8L (Ultrasonic)		•	8°15'	7-9	32	10	3	48 (drop-in type)	9-9/16	253	6.3 lb.	2,855
9 EF 600mm f/4L (Ultrasonic)		•	4°10'	8-9	32	19.6	6	48 (drop-in type)	17-15/16	456	13.2 lb.	6,000
10 EF 28-70mm f/3.5-4.5II	•		75°-34°	9-10	22-29	1.75	0.5	52	3	75.6	10.1	285
11 EF 28-80mm f/2.8-4L (Ultrasonic)		•	75°-30°	11-15	22	1.75	0.5	72	4-11/16	119.5	2.1 lb.	945
12 EF 35-70mm f/3.5-4.5	•		63°-34°	8-9	22-29	1.75	0.5	52	2-1/2	63	8.6	245
13 EF 35-70mm f/3.5-4.5A	•		63°-34°	8-9	22-29	1.2	0.39	52	2-1/2	63	8.1	230
14 EF 35-105mm f/3.5-4.5	•		63°-23°20'	11-14	22-29	4	1.2	58	3-1/4	81.9	14.1	400
15 EF 35-135mm f/3.5-4.5	•		63°-18°	12-16	22-29	5	1.5	58	3-1/4	94.5	16.8	475
16 EF 50-200mm f/3.5-4.5	•		46°-12°	13-16	22-29	5	1.5	58	5-3/4	146.4	24.4	690
17 EF 50-200mm f/3.5-4.5L	•		46°-12°	14-16	22-29	5	1.5	58	5-3/4	145.8	24.5	695
18 EF 70-210mm f/4	•		34°-11°20'	8-11	32	5	1.5	58	5-7/16	137.6	21.4	605
19 EF 100-200mm f/4.5A	•		24°-12°	7-10	32	7	1.9	58	5-1/8	130.5	18.4	520
20 EF 100-300mm f/5.6	•		24°-8°15'	9-15	32	7	2	58	6-9/16	166.8	24.2	685
21 EF 100-300mm f/5.6L	•		24°-8°15'	10-15	32	7	2	58	6-9/16	166.6	24.5	695
22 Extender EF 2X	—	—	—	5-7	—	—	—	—	2	50.5	8.5	240
23 Extender EF 1.4X	—	—	—	4-5	—	—	—	—	1-1/16	27.3	7.1	200
24 Life-Size Converter EF	—	—	—	3-4	—	—	—	—	1-3/8	34.9	5.6	160

• Extender EF 2X is for exclusive use with EF 200mm f/1.8L and EF 300mm f/2.8L. • Extender EF 1.4X is for exclusive use with EF 200mm f/1.8L, EF 300mm f/2.8L and EF 600mm f/4L.  
 • Life-Size Converter EF is for exclusive use with Compact-Macro EF 50mm f/2.5. • All EF zoom lenses have a built-in macro mechanism except EF 100-200mm f/4.5A. • "A" series lenses are autofocus only.



# ACCESSORIES

Look to EOS system accessories for the right tools to broaden your photographic outlook. A complete line of flash, case, focusing screen, filter, and data management accessories are available to suit general needs or specialized applications.

## QUARTZ DATE BACK E

Interchange the standard EOS camera back with the Quartz Date Back E for simple data recording. You can choose from five modes

- Auto date (day/month/year, month/day/year, or year/month/day) good through the year 2029
- Day/hour/minute
- Arbitrary six-digit number
- Frame counter number
- Off

With a film loading date check function, you can find out when film was loaded at the touch of a button.



## TECHNICAL BACK E

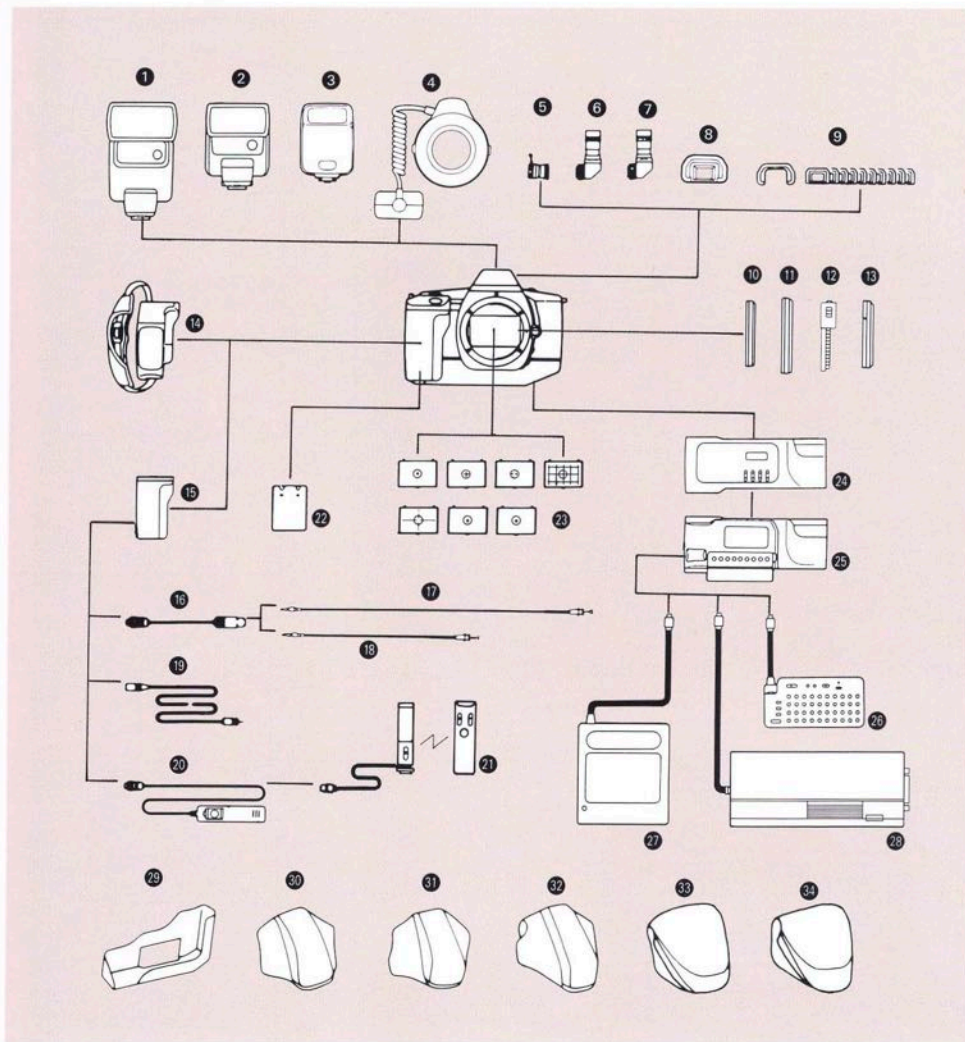
Select the Technical Back E for sophisticated camera control and data management. A special AEB function lets you alter the Automatic Exposure Bracketing feature on your camera to select up to *nine* continuous exposures in the AEB mode.

Create your own tailor-made programming graphs with the back's special programming function. Or store data as you shoot with its memory function. It records apertures, shutter speeds and shooting mode settings for up to 22 rolls of 36-exposure film.

The Technical Back E can also imprint data—date, time, exposure, lens focal length, shooting mode or comments—directly on your negatives. The Keyboard Unit E simplifies data input with a choice of three languages. And combined with the Interface Unit TB, you can use the back to access data from your camera on a personal computer





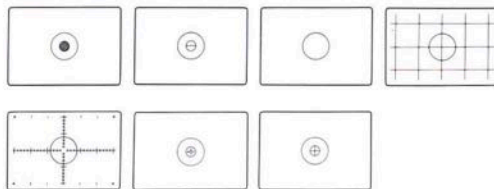


**ACCESSORIES**

- 1 Speedlite 420EZ
- 2 Speedlite 300EZ
- 3 Speedlite 160E
- 4 Macro Ring Lite ML-3
- 5 Magnifier S
- 6 Angle Finder A2
- 7 Angle Finder B
- 8 Eye Cup E
- 9 Dioptic Adjustment Lenses E with rubber frame
- 10 Filters (52 mm diameter)
- 11 Filters (58 mm diameter)
- 12 Circular Polarizing Filter PL-C (48 mm diameter drop-in type)
- 13 Circular Polarizing Filter PL-C (52 mm, 58 mm and 72 mm diameter screw-in type)
- 14 Grip GR10 (Grip L)
- 15 Grip GR20
- 16 Cable Release Adapter T3
- 17 Release 50
- 18 Release 30
- 19 Extension Cord 1000T3
- 20 Remote Switch 60T3
- 21 Wireless Controller LC-2
- 22 Lithium Battery Pack
- 23 Focusing Screens E
- 24 Quartz Date Back E
- 25 Technical Back E
- 26 Keyboard Unit E
- 27 Interface Unit TB (MSX)
- 28 Interface Unit TB (IBM-PC)
- 29 Back Case
- 30 Front Case S
- 31 Front Case L
- 32 Front Case LL
- 33 Snap Case SA-4
- 34 Snap Case SB-4


**INTERCHANGEABLE FOCUSING SCREENS**

The EOS 630 features a New Laser Matte/AF Frame Screen as standard equipment. Six other screens—ranging from microprisms to scaled laser mattes—are available depending upon your requirements.



**INTERCHANGEABLE GRIPS**

In addition to the standard palm grip, Canon offers two optional grips, the GR10 for large hands and the GR20 with a remote-control terminal.



**DIOPTRIC ADJUSTMENT LENSES**

Dioptric adjustment lenses factor eyesight correction right into the viewfinder. Ten levels of correction are available.

**AF-COMPATIBLE POLARIZING FILTERS**

Canon's screw-in and drop-in circular polarizing filters are especially designed for autofocus use. Four diameters are available: 48mm, 52mm, 58mm and 72mm.





# NOMENCLATURE





## SPECIFICATIONS

### Type and Major Components

#### Type

35mm focal plane shutter SLR (Single-Lens Reflex) camera with autofocus, auto exposure and built-in motor drive.

#### Lens Mount

Canon EF Mount (electronic signal transfer system).

#### Usable Lenses

Canon EF lenses.

#### Viewfinder

Fixed eye-level pentaprism. Gives 94% vertical and horizontal coverage of actual picture area and 0.8X magnification with 50mm lens at infinity.

#### Focusing Screen

New laser-matte screen with AF frame. Six optional interchangeable screens are available.

#### Shutter

Vertical-travel focal plane shutter with soft-touch electromagnetic release.

#### Shutter Speed

1/2000-30 sec. and bulb. X-sync is 1/125 sec. Can be set in 1/2-step increments.

### Autofocus

#### AF Control System

TTL-SIR (Secondary Image Registration) phase-detection type using BASIS (Base-Stored Image Sensor). Two modes available: One-shot and Servo with Focus Prediction. Manual focusing possible.

#### AF Working Range

EV1 18 at ISO 100.

#### AF Auxiliary Light

Specified Canon Speedlites automatically project light through an ultra-bright LED (peak sensitivity: 700nm).

### Exposure Control

#### Light Metering

TTL full aperture metering using SPC (Silicon Photocell). Two metering patterns available: 6-Zone Evaluative Metering and Partial Metering (approx. 6.5% of the picture area).

#### Metering Range:

EV-1—20 with f/1.4 lens at ISO 100 or equivalent.

#### Shooting Modes

- 1 "Green Zone" full auto shooting mode with *PIC* (7 settings)
- 2 Intelligent Program AE with Variable Shift Function
- 3 Depth-of-Field AE
- 4 Shutter-Priority AE
- 5 Aperture-Priority AE
- 6 Manual
- 7 Flash AE (A-TTL and TTL program flash AE with specified Canon Speedlites)

#### Exposure Compensation

+/- 5 steps in 1/2-step increments.

#### Auto Exposure Bracketing

+ - 5 steps in 1/2-step increments.

Three continuous exposures are taken in sequence: one under, one at the standard metered value and one over.

#### Depth-of-Field Preview

One-touch operation with Depth-of-Field Check Button.

### Film Transport

#### Film Speed Setting

ISO 25-5000 automatically set in 1/3-step increments according to DX code. ISO 6-6400 can also be set manually.

#### Film Loading

Automatic (approx. 1 sec.)

#### Film Wind

Automatic. Two modes available: S (Single Frame) and C (Continuous at up to 5 frames per second).

#### Film Rewind

Automatic (approx. 6 sec. with 24-exp. film). Mid-roll rewind possible.

### Power Source

#### Battery

One, six-volt lithium battery pack (2CR5).

Replaced by removing grip.

#### Battery Check

By pressing the battery check button. Three energy levels are shown by the bar marks in the display panel.

#### Shooting Capacity

(with 24-exp. film)

Temperature	Regular shooting	Continuous shooting
Normal (68°F/20°C)	75 rolls	150 rolls
Low (-4°F/-20°C)	8 rolls	15 rolls

### Other

#### Remote Control

By using Grip GR-20 and Remote Switch 60T3.

#### Data Display

In the viewfinder and LCD display panel.

#### Multiple Exposures

Up to nine exposures can be preset. Automatically cleared upon completion.

#### Self-Timer

Electronically controlled with a 10-sec. delay.

### Dimensions

#### Size

5-13/16" (W) × 4-1/4" (H) × 2-5/8" (D)  
148 × 108.3 × 67.5mm

#### Weight

23.3 oz. (660g) without battery.

24.7 oz. (700g) with battery.

All data are based on Canon's Standard Test Method. Subject to change without notice.

The Canon EOS 630 will give optimum performance together with specially designed Canon EF lenses, flash units and other Canon brand accessories. It is possible that the use of incompatible lenses or other accessories may result in unsatisfactory performance or damage to your Canon EOS 630. We, therefore, suggest the use of Canon EF lenses and accessories.

Damage to your Canon EOS 630, as a result of malfunction or improper connections caused by the use of incompatible products, may void the product warranty.





**CANON INC.** 7-1, Nishi-Shinjuku 2-Chome, Shinjuku-ku, Tokyo 163, Japan  
Mailing address: P.O. Box 5050, Dai-ichi Seimei Building, Tokyo 163, Japan

U.S.A. \_\_\_\_\_ **CANON U.S.A., INC. HEADQUARTERS**  
One Canon Plaza, Lake Success, N.Y. 11042, U.S.A.  
**CANON U.S.A., INC. ATLANTA OFFICE**  
5625 Oakbrook Parkway Norcross, Ga. 30093, U.S.A.  
**CANON U.S.A., INC. CHICAGO OFFICE**  
100 Park Blvd. Kasca, Il. 60143-2693, U.S.A.  
**CANON U.S.A., INC. LOS ANGELES OFFICE**  
123 Paulerino Avenue East, Costa Mesa, Cal. 92626, U.S.A.  
**CANON U.S.A., INC. SANTA CLARA BRANCH**  
4000 Burton Drive, Santa Clara, Cal. 95054, U.S.A.  
**CANON U.S.A., INC. DALLAS OFFICE**  
3200, Regent Blvd., Irving, Tex. 75063-3145, U.S.A.  
**CANON U.S.A., INC. HONOLULU BRANCH**  
Bldg. 5-2, 1050 Ala Moana Blvd., Honolulu, Hawaii 96814, U.S.A.  
**CANON U.S.A., INC. WASHINGTON D.C. BRANCH**  
5701 General Washington Drive Alexandria, Va. 22312, U.S.A.

CANADA \_\_\_\_\_ **CANON CANADA INC. HEADQUARTERS**  
6390 Dixie Road, Mississauga, Ontario L5T 1P7, Canada  
**CANON CANADA INC. MONTREAL SERVICE CENTRE**  
10652 Côte de Liesse, Lachine, Quebec H8T 1A5, Canada  
**CANON CANADA INC. CALGARY OFFICE**  
2626, 16th Street, N.E. Calgary, Alberta T2E 7K7, Canada

EUROPE, AFRICA  
& MIDDLE EAST \_\_\_\_\_ **CANON EUROPA N.V.**  
Bovenkerkerweg 59-61, P.O. Box 2262, 1180 EG Amstelveen, The Netherlands  
**CANON PHOTO VIDEO FRANCE S.A.**  
30, boulevard Vital-Bouhot, Ile de la Jatte, 92521 Neuilly-sur-Seine, France  
**CANON UK LTD.**  
Units 4 & 5, Brent Trading Centre, North Circular Road, London NW10 0JF, United Kingdom  
**CANON EURO-PHOTO G.m.b.H.**  
Siemensring 90-92, D-4156 Willich 1, West Germany

CENTRAL &  
SOUTH AMERICA \_\_\_\_\_ **CANON LATIN AMERICA, INC. DEPTO. DE VENTAS**  
Apartado 7022, Panamá 5, República de Panamá  
**CANON LATIN AMERICA, INC. CENTRO DE SERVICIO Y REPARACION**  
Apartado 2019, Zona Libre de Colón, República de Panamá

SOUTHEAST ASIA \_\_\_\_\_ **CANON HONG KONG TRADING CO., LTD.**  
Room 1101-3 & 1121-2, Peninsula Centre, 67 Mody Road, Tsimshatsui East, Kowloon,  
Hong Kong  
**CANON SINGAPORE PTE. LTD**  
85 South Bridge Road # 13-01/15, South Bridge Centre, Singapore 0105

OCEANIA \_\_\_\_\_ **CANON AUSTRALIA PTY. LTD.**  
Unit 1/37, Waterloo Road, North Ryde (Macquarie Park), N.S.W. 2113, Australia

JAPAN \_\_\_\_\_ **CANON SALES CO., INC.**  
11-28, Mita, 3-Chome, Minato-ku, Tokyo 106, Japan

